

TXP6-H144 Series

Techlan Solar 5BB HALF-CELL
Polycrystalline PV Module



330W | 335W | 340W | 345W | 350W | 355W | 360W



Excellent cells efficiency

5 busbar solar cell adopts new technology to improve the efficiency of modules, offers a better aesthetic appearance, making it perfect for rooftop installation.



Better Weak Illumination Response

More power output in weak light condition, such as haze, cloudy, and early morning.



Anti PID

Ensured PID resistance through the quality control of cell manufacturing process and raw materials.



Adapt To Harsh Outdoor Environment

Resistant to harsh environments such as salt, ammonia, sand, high temperature and high humidity environment.



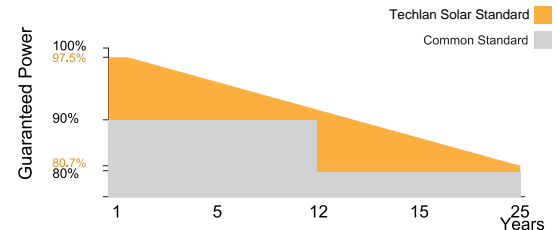

TIER 1

Global, Tier 1 bankable brand, with independently certified state-of-the-art automated manufacturing.



Excellent Quality Management System

Warranted reliability and stringent quality assurances well beyond certified requirements.



12 years product guarantee
25 years output guarantee



0.7% annual degradation
after the first year



IEC61215/IEC61730/IEC61701/IEC62716/UL61730

ISO 9001: Quality Management System

ISO 14001: Environmental Management System

ISO45001: Occupational Health and Safety Management System

PT. Techlan Solar Indonesia

Kawasan Industri KM.22, Jl. Raya Serang No.8, Pasir Bolang, Tigaraksa, Tangerang, Indonesia
Tel: +62 21 5963 123, Email: sales@techlansolar.com

ELECTRICAL CHARACTERISTICS | STC*

Nominal Power Watt Pmax(W)*	330	335	340	345	350	355	360
Power Output Tolerance Pmax(%)	0~+3	0~+3	0~+3	0~+3	0~+3	0~+3	0~+3
Maximum Power Voltage Vmp(V)	37.80	38.00	38.20	38.40	38.60	38.80	39.00
Maximum Power Current Imp(A)	8.74	8.82	8.91	8.99	9.07	9.15	9.24
Open Circuit Voltage Voc(V)	46.50	46.70	46.90	47.10	47.30	47.50	47.70
Short Circuit Current Isc(A)	9.10	9.16	9.22	9.28	9.37	9.46	9.54
Module Efficiency (%)	16.63	16.89	17.14	17.39	17.64	17.89	18.15

*STC (Standard Test Condition): Irradiance 1000W/m², Module Temperature 25°C, AM 1.5
 *Measuring tolerance: ±3%

ELECTRICAL CHARACTERISTICS | NMOT*

Maximum Power Pmax(Wp)	244.50	248.30	252.40	256.20	260.30	263.20	267.30
Maximum Power Voltage Vmpp(V)	35.30	35.60	35.90	36.10	36.30	36.40	36.60
Maximum Power Current Impp(A)	6.93	6.98	7.04	7.10	7.17	7.23	7.30
Open Circuit Voltage Voc(V)	42.90	43.10	43.30	43.50	43.70	43.80	44.00
Short Circuit Current Isc(A)	7.37	7.42	7.46	7.51	7.59	7.66	7.72

*NMOT(Nominal module operating temperature):Irradiance 800W/m²,Ambient Temperature 20°C,AM 1.5,Wind Speed 1m/s

MECHANICAL DATA

Solar cells	Poly
Cells orientation	144 (6×24)
Module dimension	2000×992×35 mm(With Frame)
Weight	22 kg
Glass	3.2mm, High Transmission, AR Coated Tempered Glass
Junction box	IP 68, 3 diodes
Cables	4 mm ² , 350 mm
Connectors	MC4-compatible

TEMPERATURE RATINGS

WORKING CONDITIONS

NMOT	45°C ±2°C	Maximum system voltage	1500 V DC
Temperature coefficient of Pmax	-0.39%/°C	Operating temperature	-40°C~+85°C
Temperature coefficient of Voc	-0.31%/°C	Maximum series fuse	15 A
Temperature coefficient of Isc	0.06%/°C	Maximum load(snow/wind)	5400 Pa / 2400 Pa

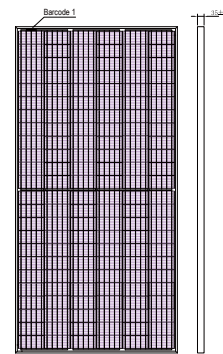
*Do not connect Fuse in Combiner Box with two or more strings in parallel connection
 *Remark:Electrical data in this catalog do not refer to a single module and they are not part of the offer.They only serve for comparison among different module types.

PACKAGING CONFIGURATION

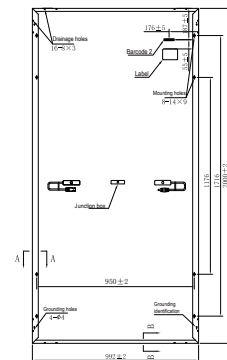
Piece/Box	31
Piece/Container ^(40'HQ)	682
Piece/Container ^(with additional small package)	/

*Please be kindly advised that PV modules should be handled and installed by qualified people who have professional skills and please carefully read the safety and installation instructions before using our PV modules.

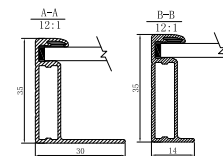
DIMENSIONS(MM)



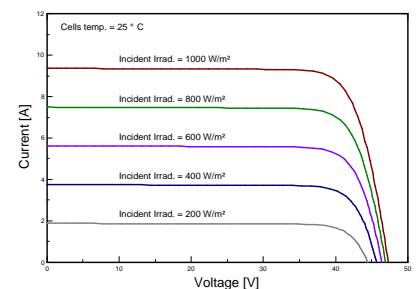
Front View



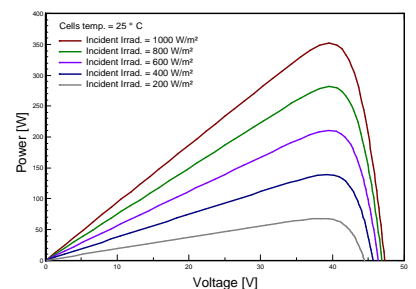
Back View



I-V CURVES OF PV MODULE(350W)



P-V CURVES OF PV MODULE(350W)



PT. Techlan Solar Indonesia

Kawasan Industri KM.22, Jl. Raya Serang No.8, Pasir Bolang, Tigaraksa, Tangerang, Indonesia
 Tel: +62 21 5963 123, Email: sales@techlansolar.com